Rittal – The System.

Faster – better – everywhere.



AE Stahlblech
AE Sheet steel

AE 1030.500	AE 1054.500	AE 1130.500
AE 1031.500	AE 1055.500	AE 1180.500
AE 1032.500	AE 1057.500	AE 1213.500
AE 1033.500	AE 1058.500	AE 1260.500
AE 1034.500	AE 1060.500	AE 1280.500
AE 1035.500	AE 1073.500	AE 1338.500
AE 1036.500	AE 1076.500	AE 1339.500
AE 1037.500	AE 1077.500	AE 1350.500
AE 1038.500	AE 1090.500	AE 1360.500
AE 1039.500	AE 1100.500	AE 1376.500
AE 1045.500	AE 1110.500	AE 1380.500
AE 1050.500	AE 1114.500	

Montage- und Bedienungsanleitung
Assembly and operating instructions
Notice de montage et mode d'emploi
Montage- en bedieningshandleiding
Montage- och bruksanvisning
Istruzioni di montaggio e funzionamento
Instrucciones de montaje
取扱説明書

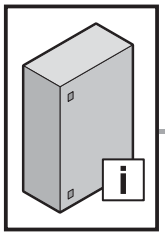

Inhaltsverzeichnis
Table of contents

	Seite/Page
Versandbeutel/ Contents of the accessory bag	3
Türanschlagwechsel, eintürig/ How to swap the door hinge in single doors	4
Türanschlagwechsel, doppeltürig/ How to swap the door hinge in double doors	5
Vorreiberverschluss, Umbau/ How to convert the cam lock	6
Stangenverschluss, Umbau/ How to convert the locking rod	7
Montageplatte, Einbau/ How to install the mounting plate	8 + 9
Schutzleiteranschluss/ Earthing connection	8 + 9
Flanschplatteneinbau/ How to install gland plates	10
Verschlussstopfen/ Sealing plugs	11
Transport	12 + 13
Aufstellung/Siting	14
Belastungstabelle/Load table	15
Verlustleistung/Heat loss	16
Schutzgrade/Degrees of protection	17

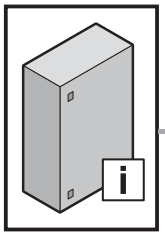

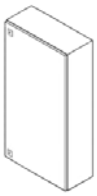



Inhalt / Versandbeutel Contents / Accessory bag		1032.500 1035.500	1073.500	1180.500	1260.500 1280.500	1030.500 1031.500 1033.500 1034.500 1036.500 1037.500 1038.500 1045.500 1050.500 1057.500 1338.500 1350.500 1380.500	1139.500 1054.500 1055.500 1058.500 1060.500 1076.500 1077.500 1090.500 1339.500 1360.500 1376.500	1114.500 1213.500	1110.500 1130.500	1100.500
		1	1	1	1	1	1	1	1	1
	Ø 9	5	4	4	4	4	4	4	4	4
	Ø AN 16		3	7	7	1	1	7	7	1
	M 8 x 30		1	1	1	1	1	1	1	1
	M 6 x 25	1								
	M 6 x 12	1	1	1	1	1	1	2	2	2
	Ø 8,2		2	2	2	2	2	2	2	2
	Ø 6,1	3	1	1	1	1	1	2	2	2
	M 8		4	5		4	4		6	6
	M 8		3	3	3	3	3	3	3	3
	M 6	10	1	1	1	1	1	2	2	2
	A 8,4		2	2	2	2	2	2	2	2
	A 6,4	3	1	1	1	1	1	2	2	2
	A 6,4 x 18	6								
M 6	A 6	1								
M 8	A 8		1	1	1	1	1	1	1	1
		3	3	3	3	3	3	4	4	4
	M 8 x 48		4	5		4	4		6	6
	M 6 x 25	3								
	4,8 x 9,5	4	12	12	12	8	12	16	16	16
		1	1	1	1	1	1	2	2	2

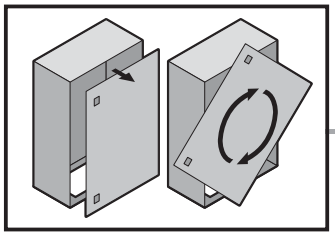

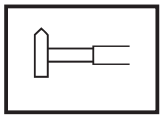

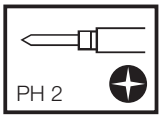

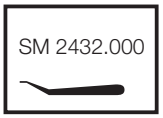

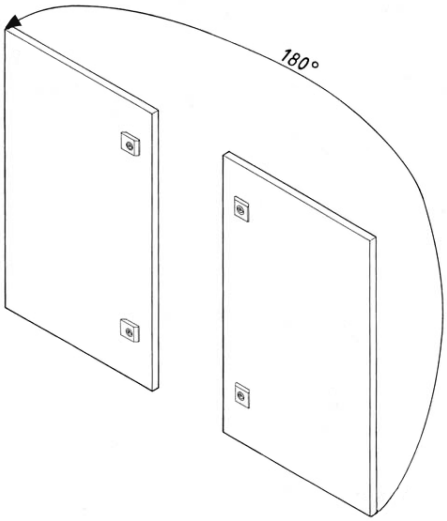

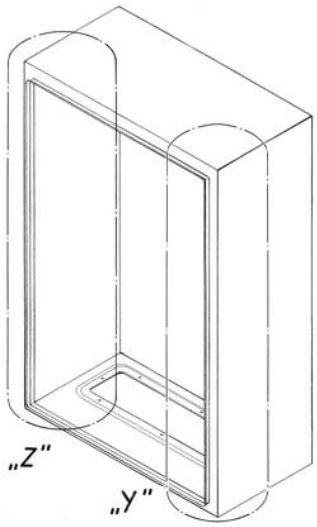

„Y"

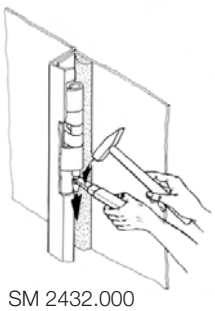

SM 2432.000

„Z"

M_D = 2,2 Nm

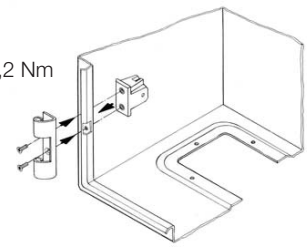

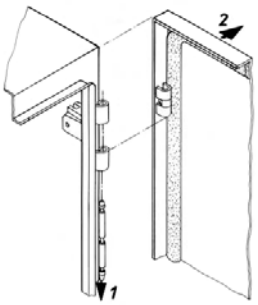

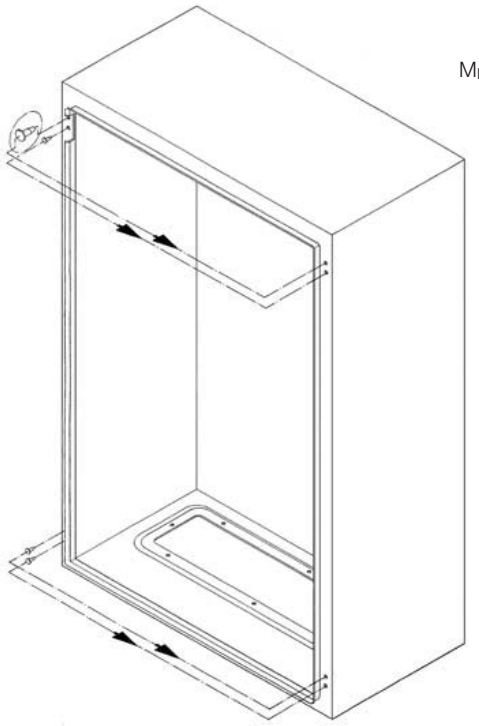

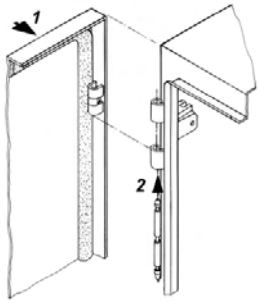

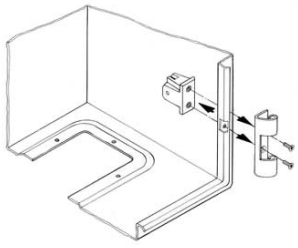

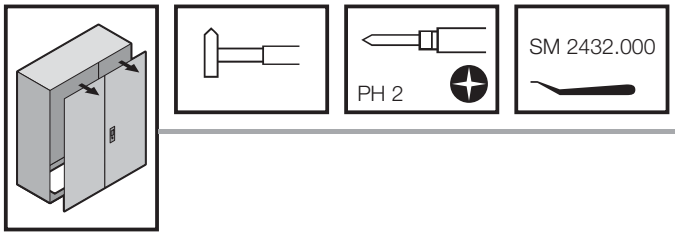

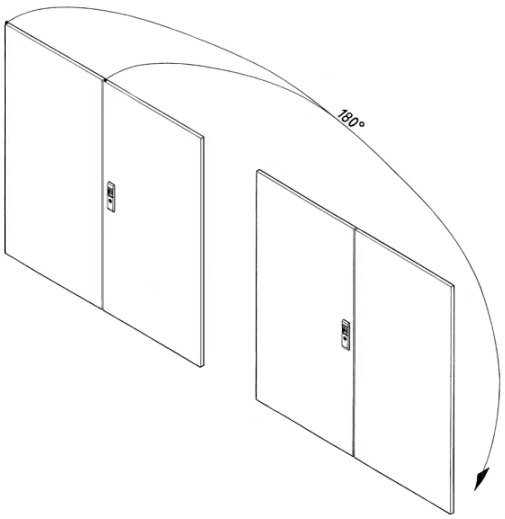

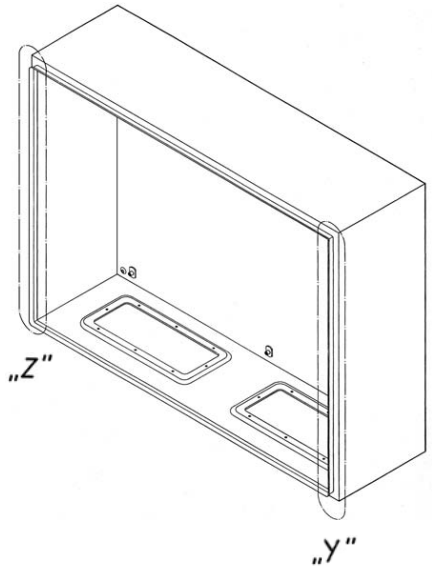

„Z"

„Y"

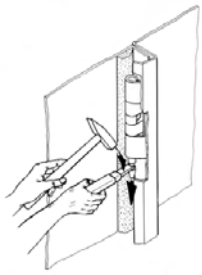

SM 2432.000

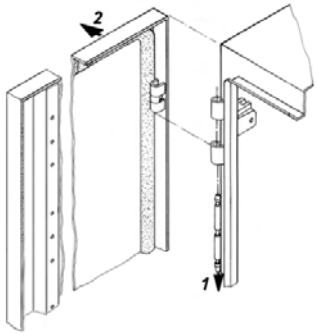

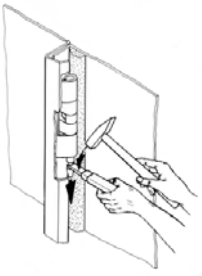

SM 2432.000

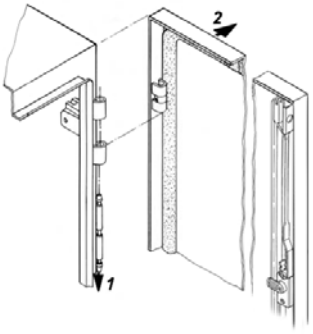

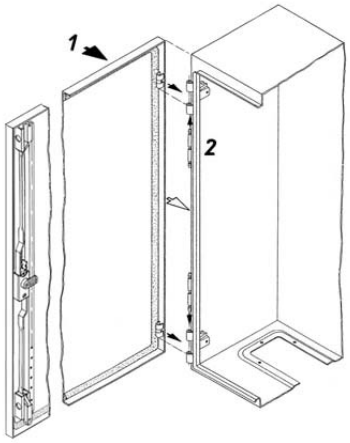

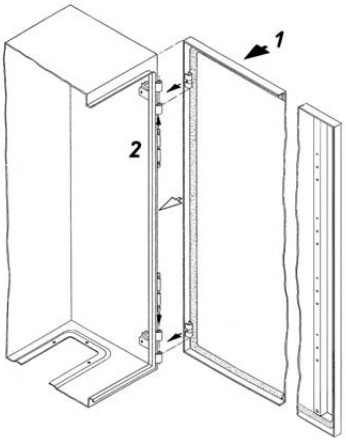

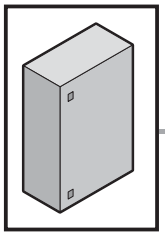

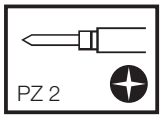
PZ 2

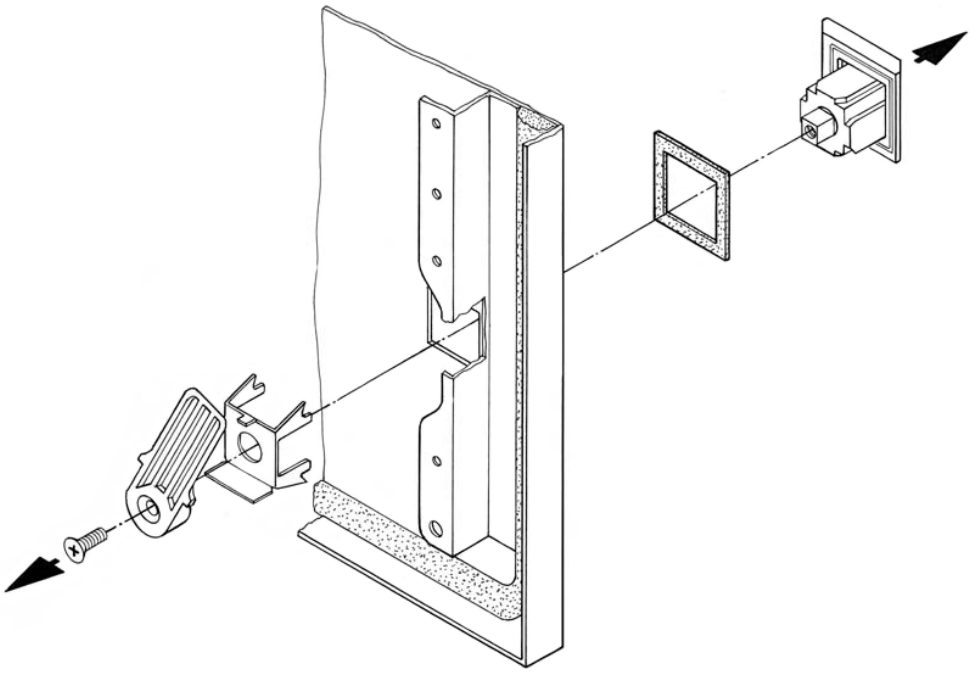

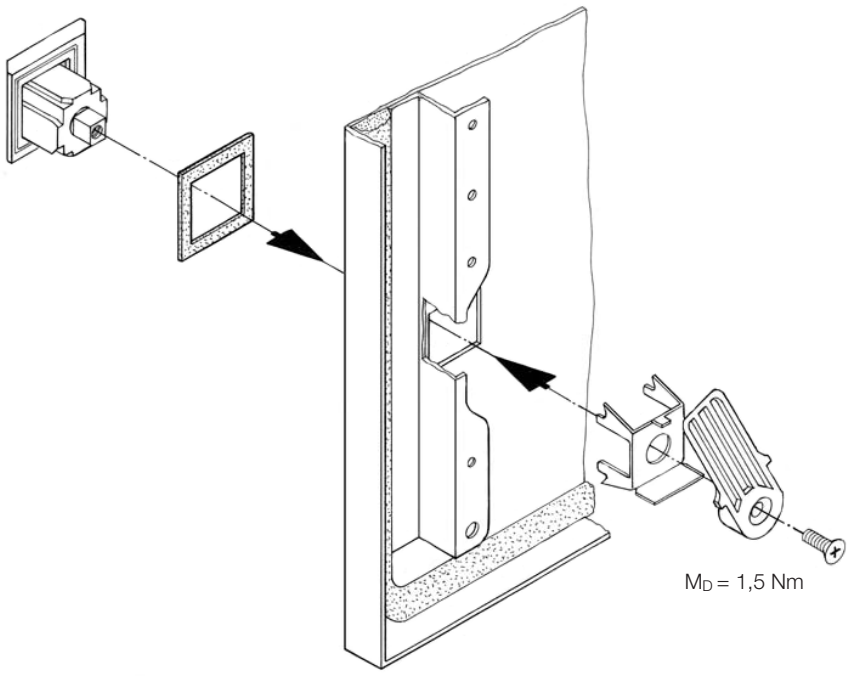
M_D = 1,5 Nm

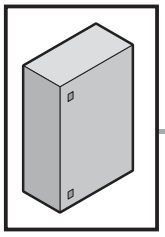

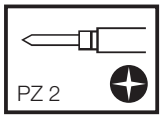
PZ 2

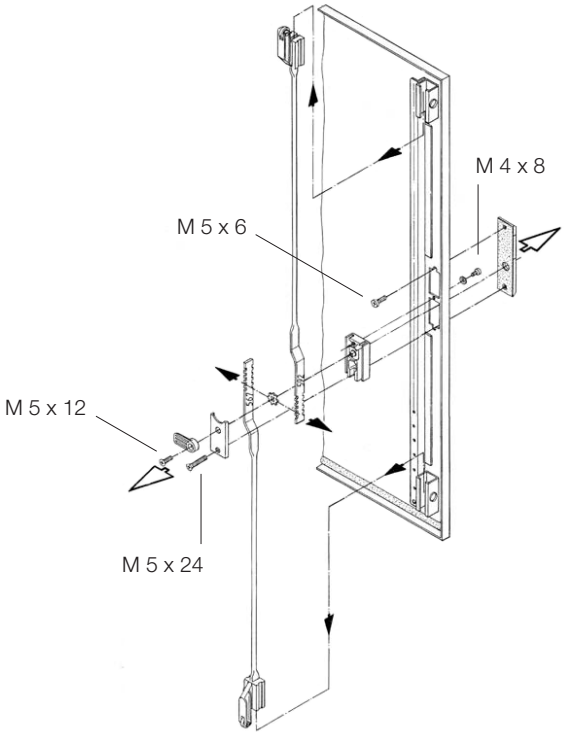
M 4 x 8
M 5 x 6
M 5 x 12
M 5 x 24

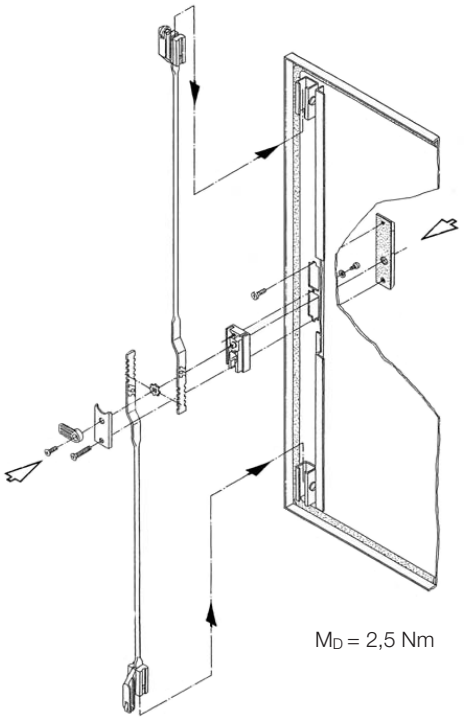
M_D = 2,5 Nm

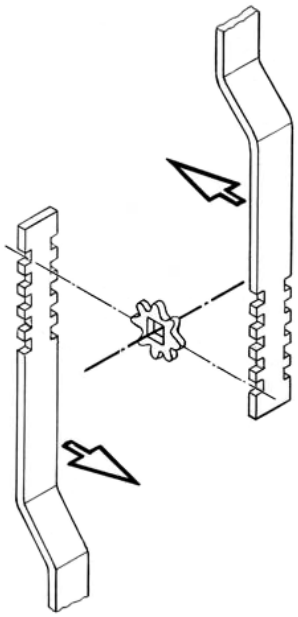

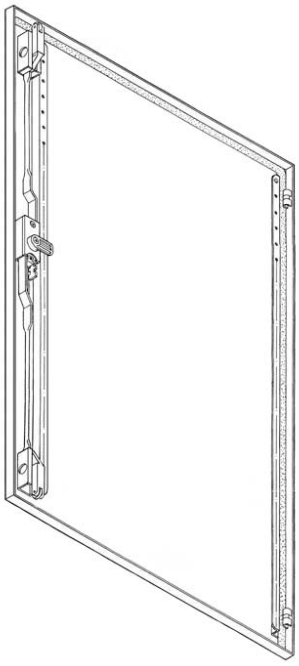

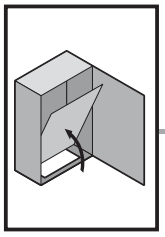

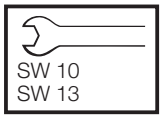

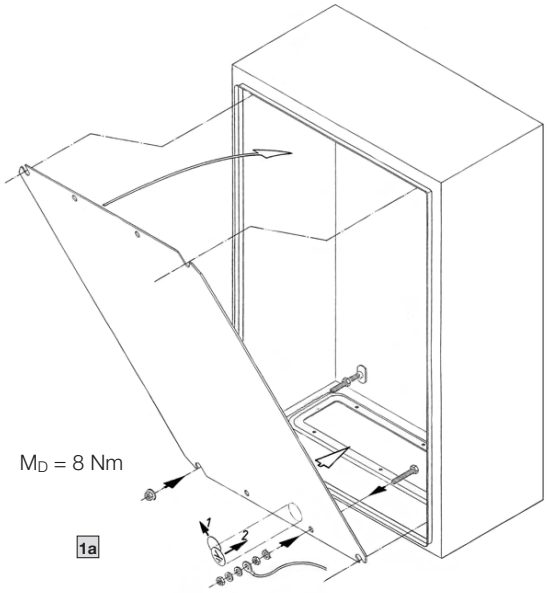

$T_K = 8{,}1 \times 10^6\ A^2\,s$
$M_D = 10$ Nm

		1a	1b	2a	2b	3
	M 8 x 30	1				
	M 6 x 25		1			
	M 6 x 12					1
	Ø 8,2	1		1		
	Ø 6,1		1		1	1
	M 8	2		1		
	M 6		2		1	1
	A 8,4	1		1		
	A 6,4		1		1	1
	A 8	1				
	A 6		1			
		1	1	1	1	1

AE 1032.500
AE 1035.500

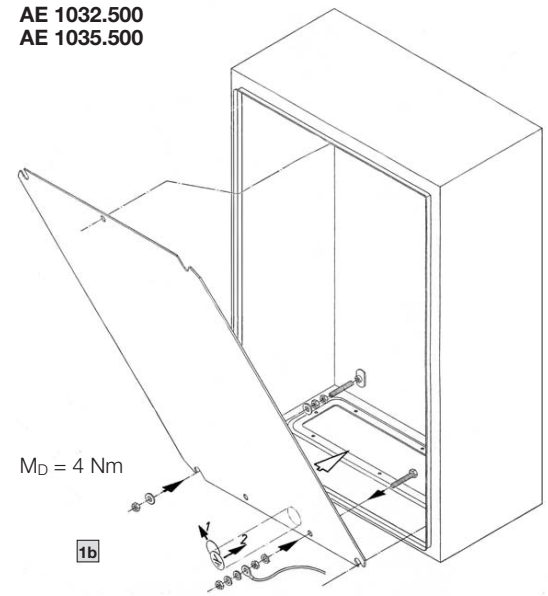

$T_K = 8{,}1 \times 10^6\ A^2\,s$
$M_D = 10$ Nm

2a M8: $M_D = 10$ Nm

2b 1032.500
1035.500
M6: $M_D = 5$ Nm

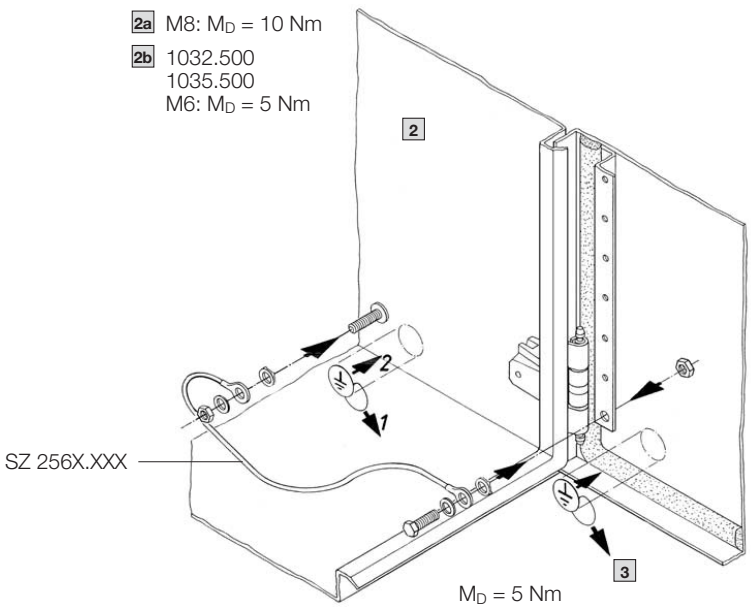

$M_D = 5$ Nm

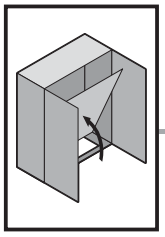

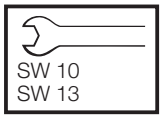

		1	2	3
	M 8 x 30	1		
	M 6 x 12			2
	Ø 8,2	1	1	
	Ø 6,1			2
	M 8	2	1	
	M 6			2
	A 8,4	1	1	
	A 6,4			2
 M 8	A 8	1		
		1	1	2

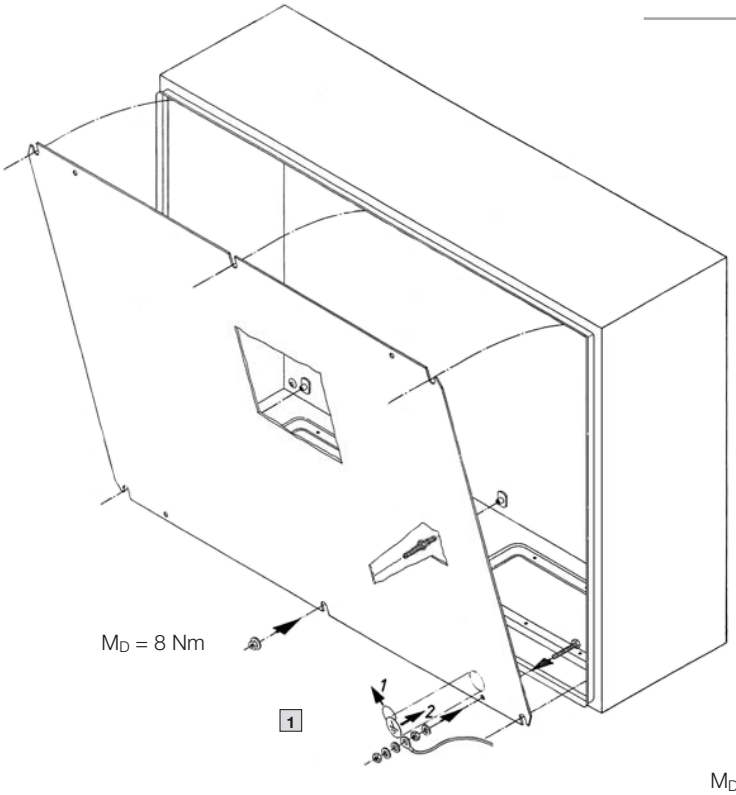

$T_K = 8{,}1 \times 10^6\ A^2\,s$
M_D = 10 Nm

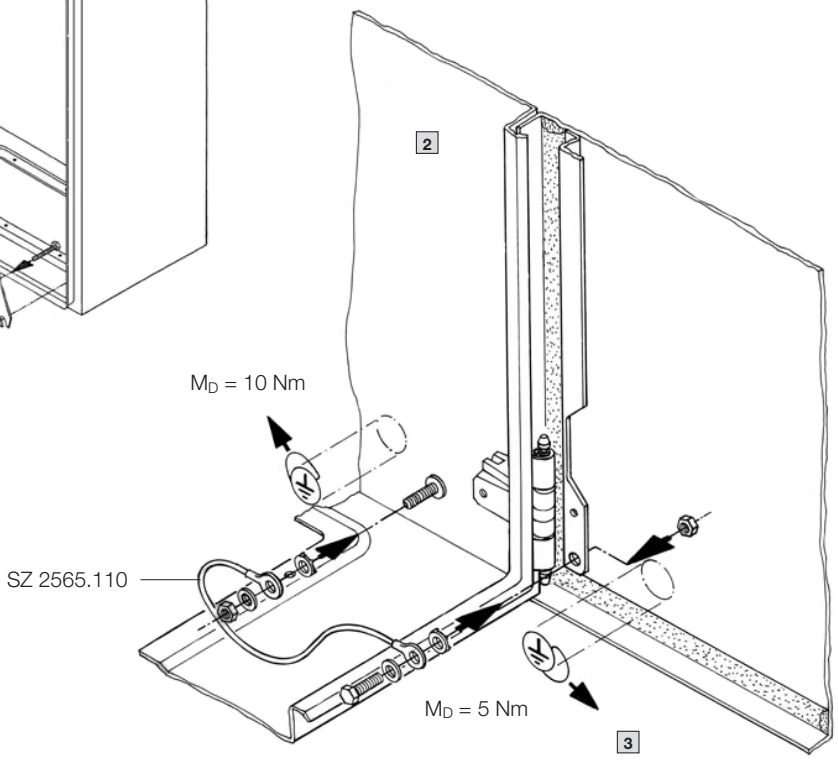

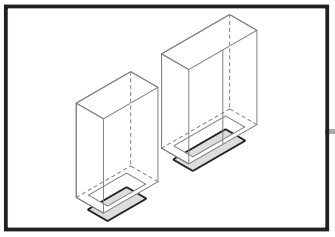

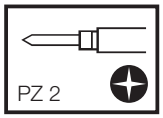
PZ 2

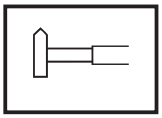

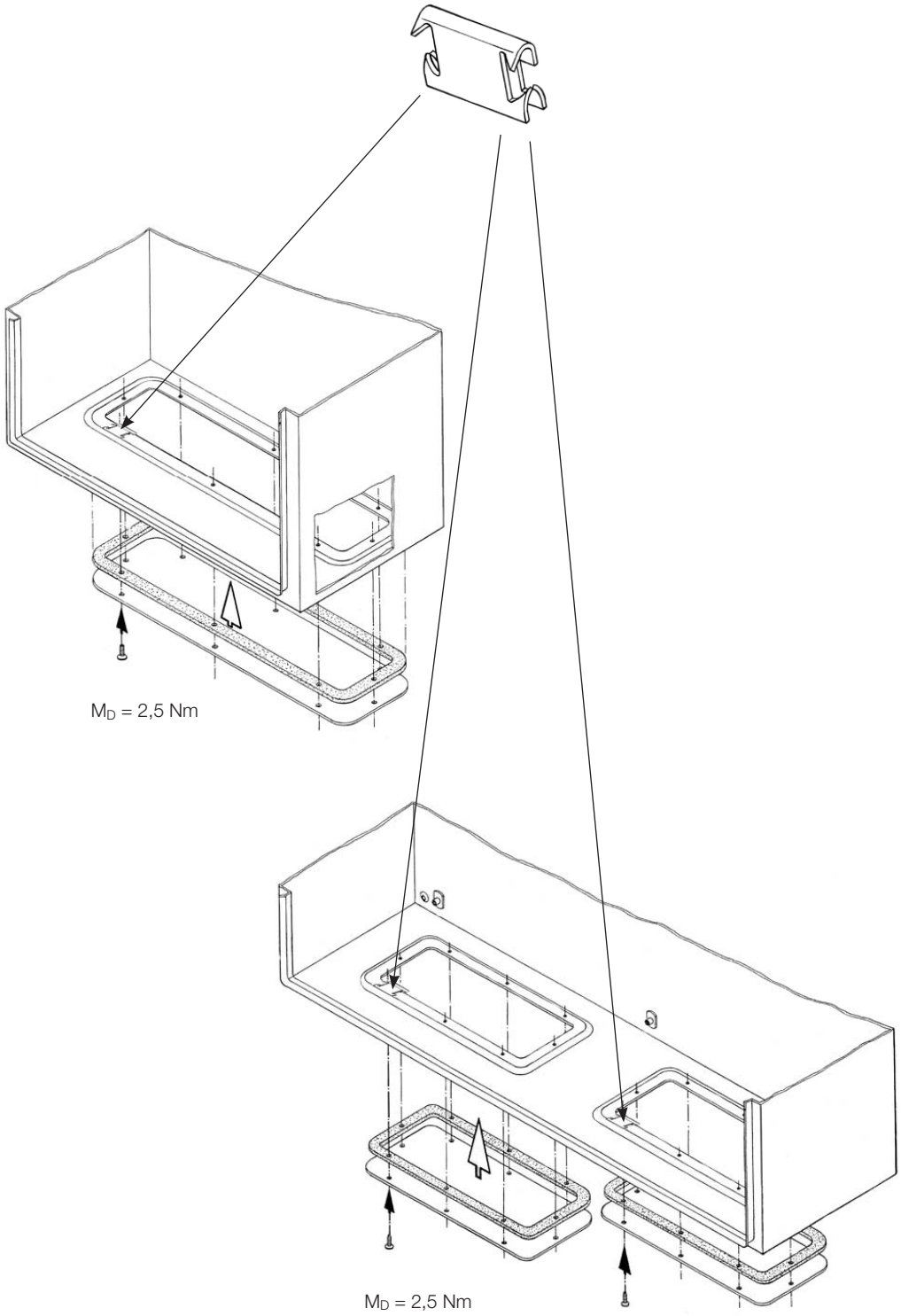
M_D = 2,5 Nm
M_D = 2,5 Nm

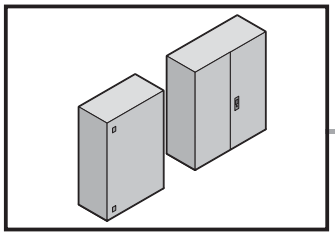

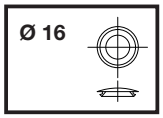

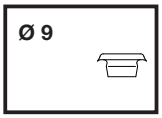

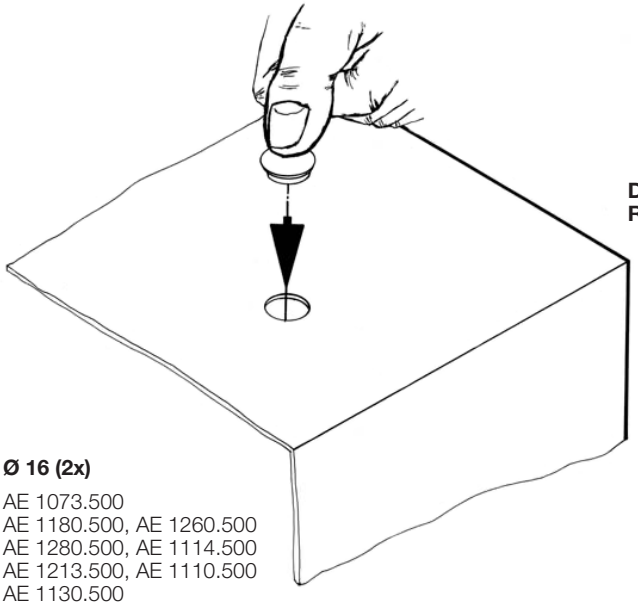

Dach
Roof

Ø 16 (2x)

AE 1073.500
AE 1180.500, AE 1260.500
AE 1280.500, AE 1114.500
AE 1213.500, AE 1110.500
AE 1130.500

Rückwand
Rear wall

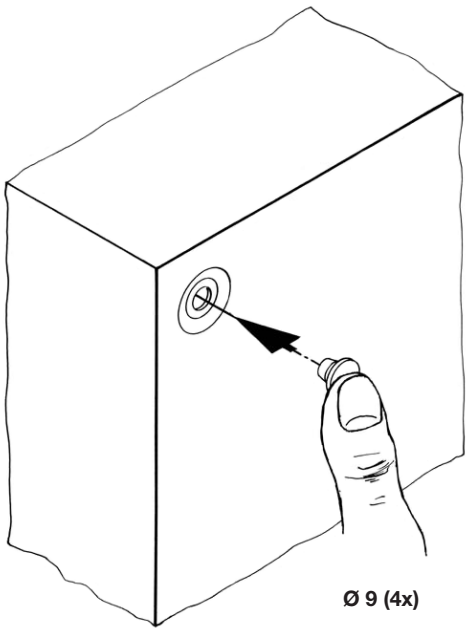

Ø 9 (4x)

Ø 16 (1x)

Ø 9 (1x)

AE 1032.500,
AE 1035.500

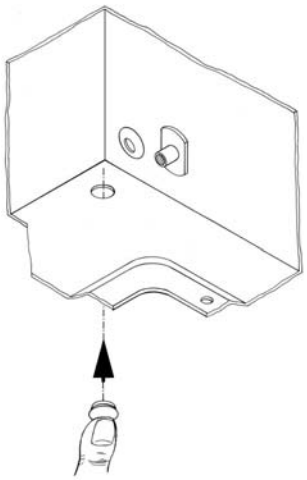

Boden
Base

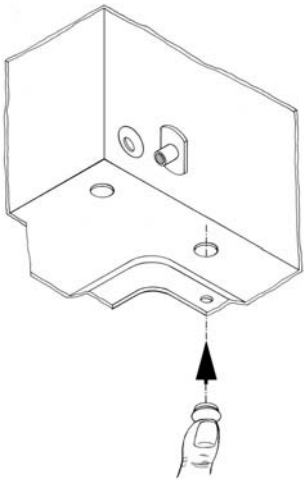

Ø 16 (4x)

AE 1180.500, AE 1260.500
AE 1280.500, AE 1114.500
AE 1213.500, AE 1110.500
AE 1130.500

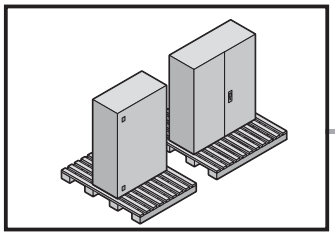



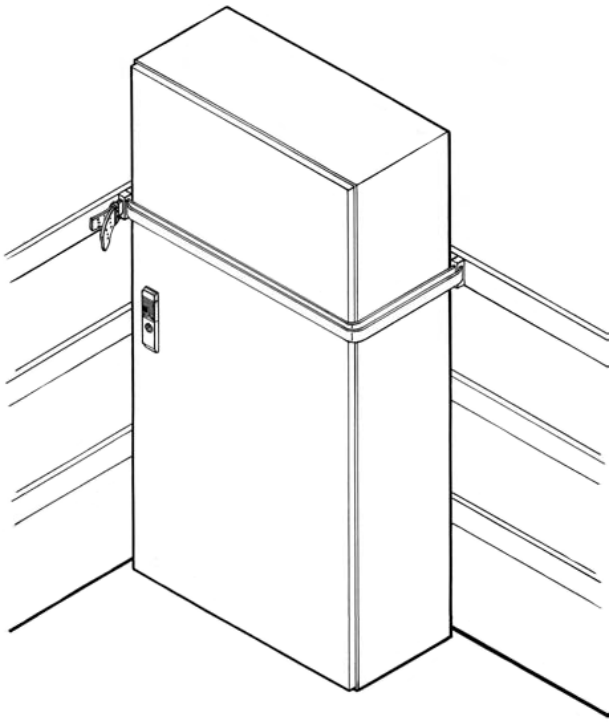

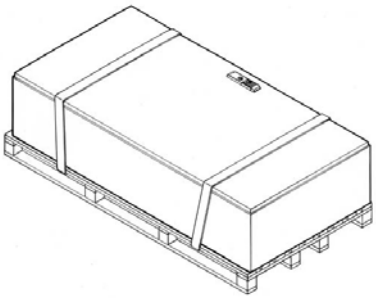

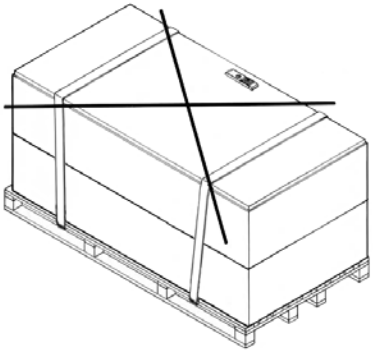

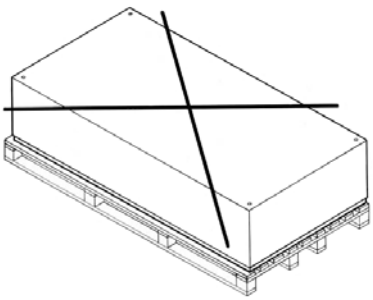

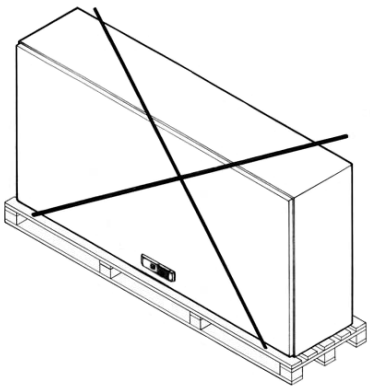

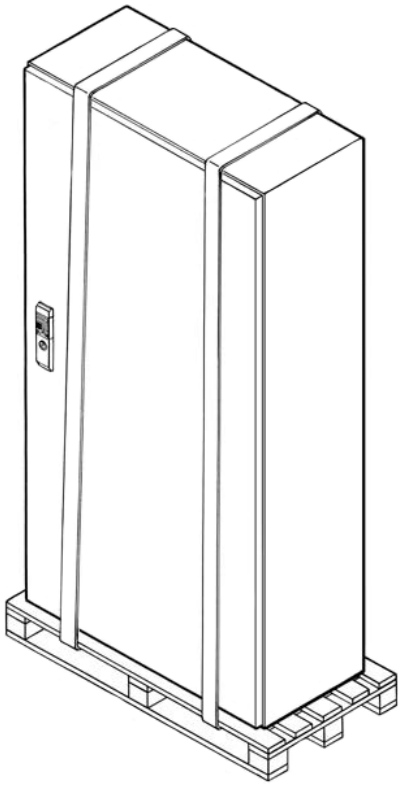

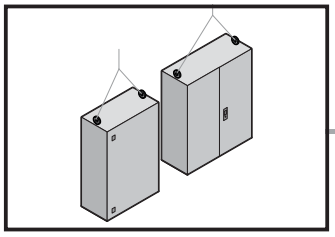

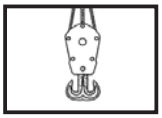



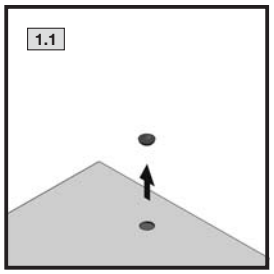

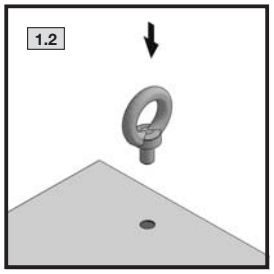

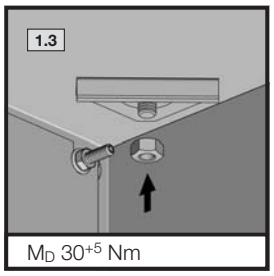

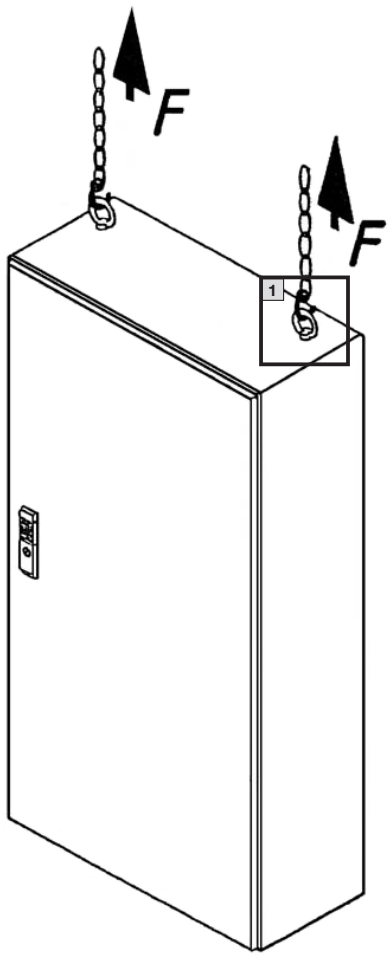

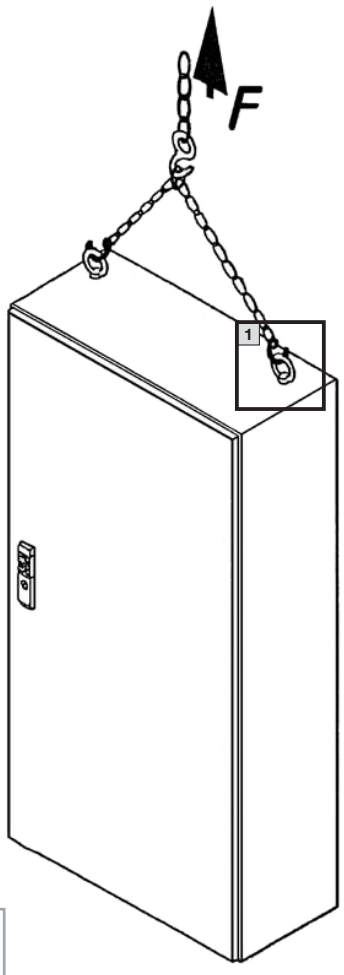

AE 1090.500
AE 1180.500
AE 1280.500
AE 1213.500
AE 1130.500
AE 1260.500
AE 1114.500
AE 1110.500

Bei symmetrischer Belastung gilt eine zulässige Gesamtbelastung

With symmetrical load as shown above the permissible overall loading capacity is

45° von/of F = 2400 N

60° von/of F = 3200 N

Transport bei symmetrischer Belastung senkrecht nach oben beträgt die Belastung je Ringöse (SZ 2509.000) F = 2000 N

With symmetrical load going vertically upwards the transport load capacity per eyebolt (SZ 2509.000) is F = 2000 N

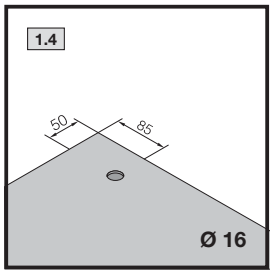

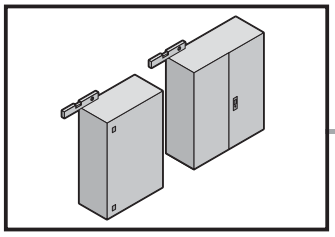



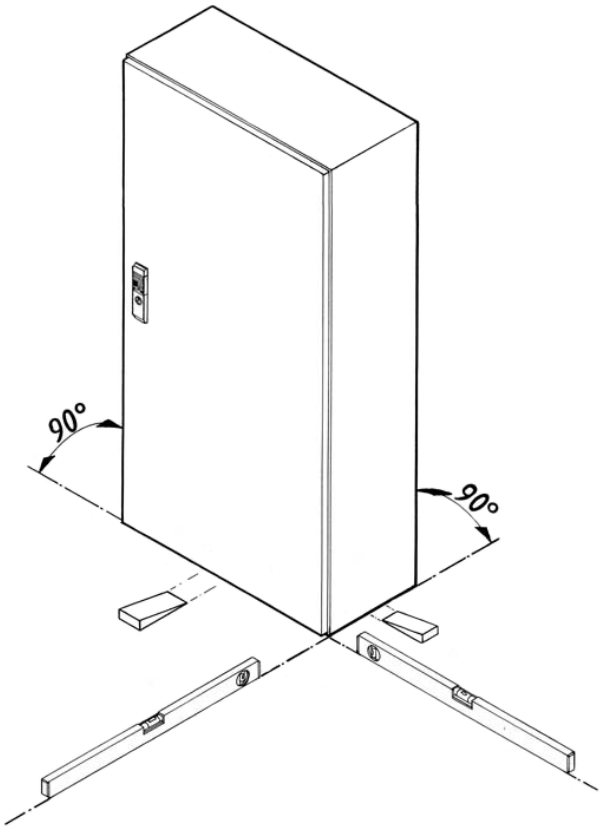
90°
90°

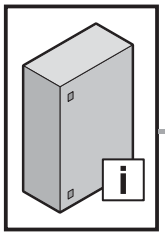

Technische Daten AE
Technical data AE

Best.-Nr. Model No.	Abmaße [mm] Dimensions [mm]			Volumen Volume [l]	Ausführung der Montageplatte Mounting plate design	Belastung [N] Load [N]		
	Breite Width	Höhe Height	Tiefe Depth		Dicke [mm] Thickness [mm]	Gesamt Total	Montageplatte Mounting plate	Tür Door
1032.500	200	300	120	7,20	2,0	900	600	250
1035.500	200	300	155	9,30	2,0			
1036.500	300	300	155	13,95	2,0			
1033.500	300	300	210	18,90	2,0			
1034.500	300	400	210	25,20	2,0			
1030.500	380	300	155	17,67	2,0			
1031.500	380	300	210	23,94	2,0			
1045.500	400	500	210	42,00	2,0			
1380.500	380	380	210	30,32	2,0			
1038.500	380	600	210	47,88	2,5	1300	1000	250
1338.500	380	600	350	79,80	2,5			
1050.500	500	500	210	52,50	2,5			
1350.500	500	500	300	75,00	2,5			
1039.500	600	380	210	47,88	2,0			
1339.500	600	380	350	79,80	2,0			
1037.500	400	800	300	96,00	2,5	1500	1200	250
1057.500	500	700	250	87,50	3,0			
1060.500	600	600	210	75,60	2,5			
1054.500	600	600	250	90,00	2,5			
1360.500	600	600	350	126,00	2,5			
1076.500	600	760	210	95,76	3,0	1800	1500	250
1376.500	600	760	350	159,60	3,0			
1058.500	600	800	250	120,00	3,0			
1077.500	760	760	210	121,30	3,0			
1073.500	760	760	300	173,28	3,0			
1055.500	800	600	300	144,00	2,5			
1090.500	600	1000	250	150,00	3,0	2500	2000	250
1180.500	800	1000	300	240,00	3,0	2500	2000	400
1100.500	1000	760	210	159,60	3,0			
1130.500	1000	760	300	228,00	3,0			
1110.500	1000	1000	300	300,00	3,0			
1260.500	600	1200	300	216,00	3,0	3000	2500	400
1280.500	800	1200	300	288,00	3,0			
1213.500	1000	1200	300	360,00	3,0			
1114.500	1000	1400	300	420,00	3,0			

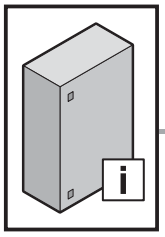

Thermische Wärmeabfuhr in Abhängigkeit vom Einbauort
Thermal energy dissipation depending on the installation site

Best.-Nr. Model No.		 **W** (Delta/T = 20 K)	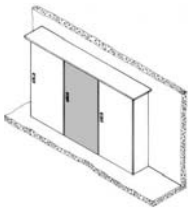
1032.500	20	23	15
1030.500	36	41	28
1031.500	42	47	31
1033.500	36	40	25
1034.500	45	51	33
1035.500	23	26	17
1036.500	30	34	23
1037.500	116	130	85
1038.500	73	83	55
1039.500	70	80	54
1045.500	65	74	48
1050.500	76	87	58
1054.500	108	124	84
1055.500	146	167	112
1057.500	108	123	83
1058.500	136	157	108
1060.500	100	116	79
1073.500	169	195	132
1076.500	121	141	98
1077.500	145	171	119
1090.500	165	191	131
1100.500	182	215	151
1110.500	260	304	210
1114.500	345	407	285
1130.500	208	242	165
1180.500	220	255	175
1213.500	303	355	248
1260.500	210	242	164
1280.500	256	298	206
1338.500	97	107	68
1339.500	94	103	66
1350.500	91	102	66
1360.500	130	145	95
1376.500	155	175	116
1380.500	51	57	37

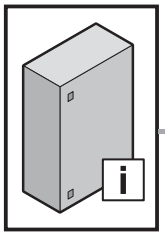

Schutzgrade AE
Degrees of protection AE

Best.-Nr. Model No.	Schutzgrad / Degree of protection		
	IP [1]	IK [2]	NEMA [3]
1030.500	66	08	4
1031.500	66	08	4
1032.500	55	08	12
1033.500	66	08	4
1034.500	66	08	4
1035.500	55	08	12
1036.500	66	08	4
1037.500	66	08	4
1038.500	66	08	4
1039.500	66	08	4
1045.500	66	08	4
1050.500	66	08	4
1054.500	66	08	4
1055.500	66	08	4
1057.500	66	08	4
1058.500	66	08	4
1060.500	66	08	4
1073.500	66	08	4
1076.500	66	08	4
1077.500	66	08	4
1090.500	66	08	4
1100.500	55	08	12
1110.500	55	08	12
1114.500	55	08	12
1130.500	55	08	12
1180.500	66	08	4
1213.500	55	08	12
1260.500	66	08	4
1280.500	66	08	4
1338.500	66	08	4
1339.500	66	08	4
1350.500	66	08	4
1360.500	66	08	4
1376.500	66	08	4
1380.500	66	08	4

1) nach IEC 60 529 / to IEC 60 529
2) nach DIN EN 50 102 / to DIN EN 50 102
3) nach NEMA-Standards (Publikation Nr. 250, bis 1000 Volt max.) / to NEMA standards (publication no. 250, up to max. 1000 volts)

Rittal – The System.

Faster – better – everywhere.

- Enclosures
- Power Distribution
- Climate Control
- IT Infrastructure
- Software & Services

02.2015/A 3835602 AE 74

RITTAL GmbH & Co. KG
Postfach 1662 · D-35726 Herborn
Phone + 49(0)2772 505-0 · Fax + 49(0)2772 505-2319
E-mail: info@rittal.de · www.rittal.com