Rittal – **Compact Light**



The worlds of IE and IT in a new light.
Narrower, faster, brighter.

FRIEDHELM LOH GROUP





For all applications: Extra powerful! Lock magnets into the guide rail – click home – and the light is in the correct position and can be relocated quickly during maintenance work!

For IT: Now patch panels and the front of servers sparkle in a new light. With only around 25 % of the volume of conventional lights, the Rittal compact light is ideal for use in rack sections, where it will ensure optimum illumination.

For industry: Light wherever it is needed in control gear production, thanks to the compact design and ingeniously simple attachment technique.



Limitless light

Thanks to the extremely compact design, the versatile and time-saving attachment with 2 clips, 2 screws or 2 magnets and the wide-range voltage suitable for global use, this compact light offers bright light wherever it is needed.







Narrower

Easily positioned without obstructing.
The super-slimline design saves around 50 % height and depth compared with conventional enclosure lights. This means around 75 % less volume.

This creates brand new installation options with no loss of space.

Faster

Snap the clip attachment into position, attach the cable, switch on – and you have light! The magnet attachment (optional) is equally fast, and offers the additional advantage of flexible positioning.

If you prefer to mount the light conventionally, this can be achieved almost as quickly: insert two screws into the TS 8 system punchings – and it's done.

Brighter

Up to 75 % stronger light with the same power! The 8 W compact light gives illumination comparable to a 14 W T8 fluorescent lamp, while the 14 W compact light is as bright as an 18 W T8 version.

This provides superb light at lower energy costs.

Simply anywhere

See just how simple, fast and versatile light installation can be. Whether in enclosures or in IT racks, on horizontal or vertical sections or in any other position, the innovative mounting system is bound to impress. 2 clips, 2 screws or optionally 2 magnets provide super-fast, cost-saving assembly wherever you need it.



Installation diversity on the TS 8 vertical section

Depending on your lighting requirements and interior installation, six mounting positions are possible on any TS 8 section, regardless of the installation technique used. Here, we illustrate four useful variants on the vertical section.

- Optional attachment of the compact light on its rear or side.
- The door-operated switch is connected using connectors.
- The switch positions on/off/door operated switch mode are clearly defined via the sliding switch.

1 For installation of punched sections with mounting flanges, see page 7

2 With side mounting, the connection cable may be diverted via the rear of the light.

Mounting on the horizontal roof frame TS 8

The compact light may also be attached at the rear or in a choice of four side positions onto the system punchings of the roof frame.

The following lights and attachment methods may be used from the following enclosure dimensions (width/depth):

- from 600 mm – 8 W – clip, magnet
- from 800 mm – 8 W – clip, magnet, screws
- from 900 mm – 14 W – clip, magnet, screws



The 2 x 3 mounting system
Simply slide one of the three mounting kits (clips, screw brackets, magnets) into the rear or side guide rails, secure at the required position, and it's done!

A **Clip attachment**

B **Screw attachment**



C **Magnet attachment (optional)**



Wherever system punchings are available

The compact light with clip or screw attachment may be used with all enclosures, cases and interior installation components with TS 8 system punchings, provided the dimensions are suitable.

These include consoles, PC enclosures, SV Motor Control Centres, IT racks and CS outdoor enclosures, as well as TS/PS punched sections with mounting flanges, TS/PS punched sections without mounting flanges, and PS mounting rails as system accessories.

Light in the compact system enclosure Rittal CM

Use of the compact light with Rittal CM is just as easy as with TS 8.

The compact light may be clip- or screw-fastened with the rail installed for interior installation.

The alternative to this is a simple magnet attachment.

Flexible positioning with magnet attachment

Extra-powerful adhesion and easy position changes are achieved with two magnets. They are inserted into the guide rails of the light attachment instead of clip or screw mounting, and lock securely into position.

This is a super-fast attachment option for all situations where mounting used to require an inconvenient adaptor.



Compact light

- Door operated switch may be connected using a 2-pole connector.
- Cable routing at the rear of the light allows it to be diverted e.g. for vertical mounting in the TS 8.

Material:
Body:
PC-ABS (halogen-free)
Light cover:
Polycarbonate (halogen-free)

Colour:
similar to RAL 7035

Protection category:
IP 20

Supply includes:
Compact light with clip and screw mounting kits, including assembly parts.

Model No. SZ		4140.010	4140.020
Power		8 W	14 W
Protection category		II (all-insulated)	
Connection cable		2 x 0.75 mm², 3 m (open end), sheathing colour yellow	
Rated voltage		100 – 240 V AC ±10 % at 50 – 60 Hz	
Rated current	(at 230 V AC)	0.045 A – 0.088 A	0.073 A – 0.127 A
	(at 110 V AC)	0.083 A – 0.149 A	0.149 A – 0.216 A
Light		Fluorescent lamp T5	
Operating device		Wide-range supply unit (all-electronic)	
Switch		Integral, on/off/door-operated switch mode	
Light box cover		Transparent, grooved on the inside	

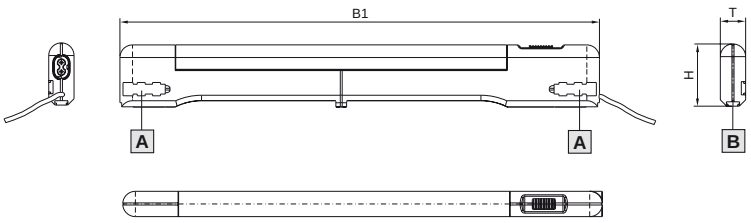

A Side attachment
B Rear attachment

Clip/magnet attachment

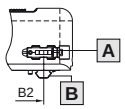

Screw attachment

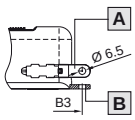

	SZ 4140.010	SZ 4140.020
Width (B1) mm	455	705
Height (H) mm	59	59
Depth (T) mm	24	24
Mounting distance B2 Clip/magnet	400	650
Mounting distance B3 Screw attachment	475	725



Mounting kit magnet

For reliable adhesion on all sheet steel surfaces.

Packs of	Model No. SZ
2	**4140.000**



Door-operated switch with connection cable

Colour:
Yellow

Length mm	Packs of	Model No. SZ
600	1	**4315.700**

TS attachment for punched section with mounting flange 17 x 33 mm



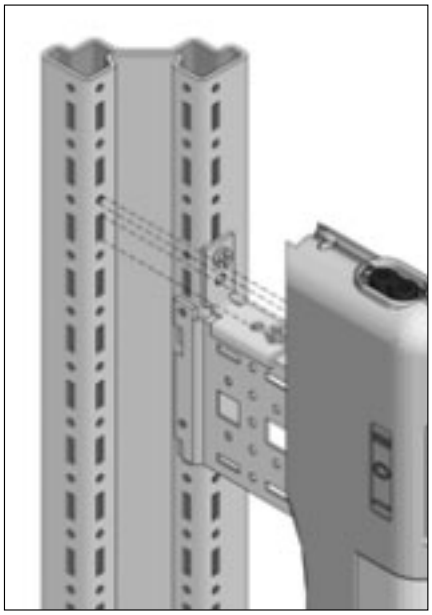

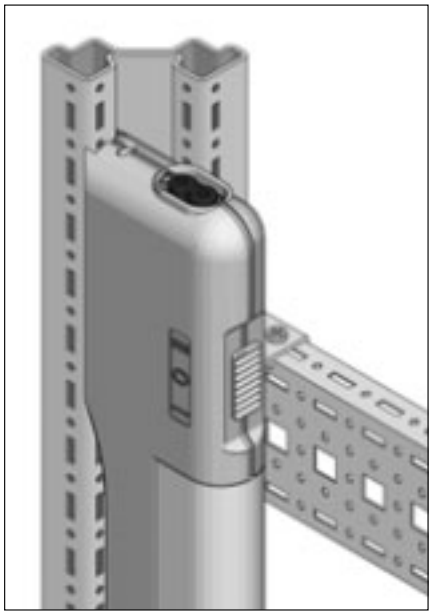



Material:
Sheet steel

Surface finish:
Zinc plated, passivated

Packs of	Model No. TS
12	**8612.010**

All in all – solutions from Rittal



Industrial enclosures

Small enclosures · Compact enclosures · Large enclosures
PC enclosure and case systems · Console systems
Industrial Workstations · Command Panel systems
Support arm systems · Stainless steel enclosures
EMC-shielded enclosures · Ex enclosures



Power distribution



Electronic packaging



System Climate Control



IT Solutions



Communication Systems

Rittal has one of the largest ranges of enclosures available for immediate delivery. However, Rittal also supplies integrated solutions – up to Level 4. This comprises mechanical installation, power supply, electronic components, climate control and central monitoring. For all of your requirements.

Fully assembled and functional. Wherever in the world you develop and implement solutions for yourself and your customers, we are close at hand. The global alliance between production, distribution and service guarantees closeness to the customer. Worldwide!

12/06 • E168

Rittal GmbH & Co. KG · Postfach 1662 · D-35726 Herborn
Telephone: +49(0)2772 505-0 · Telefax: +49(0)2772 505-2319 · eMail: info@rittal.de · www.rittal.com

Switch to perfection RITTAL